

2013 Rig Contest Results + Test Data Means What?

Rob Sherwood
NCØB

How to optimize rig performance

- **What is important in a contest or DX pile-up environment is still the same in 2014.**
- Good Dynamic Range to hear **weak** signals in the presence of **near-by strong** signals.
- **You need a better receiver for CW than for SSB.**
- 2013 / 2014 Contest performance observations
- **How does published test data relate to on-air chance of overload?**

What New Rigs have Shipped?

Announced rigs that actually shipped in 2013:

Hilberling PT-8000A @ \$18,000

Kenwood TS-990S @ \$8,000

Flex 6000 series @ \$4,300 to \$7,500

Ten-Tec Argonaut VI + 418 amp @ \$1,780

Elecraft KX3 with KXPA100 amp* @ \$1,750

(All of these used in contests in 2013 & 2014)

* The KXPA100 shipped in 2013

Comments about the new rigs?

Hilberling updated filter boards for better CW performance.

Kenwood TS-990 great bandscope with a very clean transmitter
Was my favorite contest rig in 2013.

Flex finally filled back orders and shipped V 1.00 & V 1.1 software
Excellent electrical performance. UI still being developed.

T-T Argonaut VI + 418 amp has excellent QSK (Any QRPers here?)

Elecraft KX3 + KXPA100 a flexible QRP / 100 watt option
(KX3 QSK not as good as K3 QSK or T-T QSK)

How did new rigs actually perform?

- Hilberling's new CW filter was a big improvement.
- The TS-990S was a joy to use on SSB & CW.
- Flex 6700 performed very well in CQ 160 CW contest, but required two computers.
- Argonaut VI + 418 + Acom 1000 performed well, but lacks some features.
- KX3 also worked well in W1BB CW contest but QSK was disappointing

Details - Hilberling PT-8000A

- Covers 160 – 2 meters
- 16-Pole crystal filters, plus audio DSP
- All factory hardware and software updates need to be installed.
- New 250 Hz crystal CW filter selection was mandatory for better CW performance.
- 250-Hz 16-pole Xtal + 200 Hz audio DSP OK
- 100-Hz audio DSP in QRM not satisfactory
- Used in ARRL 160-meter CW contest

Details – Kenwood TS-990S

- Main receiver down conversion all bands
- Third-order transmit IMD excellent at -40 dB
- Band scope very effective
- Excellent low-fatigue receive audio
- Price competitive with competing flagship products of other OEMs
- RMDR is its weakest point, but should rarely be an issue in most environments.
- Used in CQWW SSB, ARRL 10 M & ARRL 160 M CW contests. - Wonderful

Details – Flex 6700

Fantastic band scope with amazing resolution

Used 16 hours in CQ 160 meter CW contest

Clean audio, very low fatigue, minimal ringing

Tuned receiver with external Pod

UI is in an early stage of development.

Preamp gain selections are odd.

Required two separate computers, one for N1MM and SmartCAT for band data, plus second computer to actually run SmartSDR.

Will the need for two computers be a problem?

Ten-Tec Argonaut VI + 418 Amp

- QSK with 418 and Acom 1000 worked well
- DSP noise blanker limited below 725 Hz BW
- Used Timewave DSP-59+ for extra selectivity and to drive external speaker
- Reasonable choice for QRP contesters who operate at home and in the field.
- Does not cover 12 or 6 meters.
- **Are missing bands a big problem? Hands?**
- Ergonomics a bit sparse

Details – Elecraft KX3

- Amazing tiny radio that performs well
- Performed well in 2012 Stew Perry contest
- QSK a disappointment with lots of clicks on receive audio
- DSP provides good bandwidth control
- Needs KXPA100 to drive any linear 1.5 kW
- Opposite sideband rejection is its performance limit, being around 60 dB.
- May require frequent SSB null calibration
- Definitely a QRP contester consideration

How does published test data relate?

In 1975 QST and *Ham Radio Magazine* changed the way receivers were tested. Before that all we had was data on **Sensitivity**, **Selectivity** and maybe **Cross Modulation**.

Now reviews and advertisements touted **Dynamic Range**, **Noise Floor** and possibly **Noise Figure**.

(Noise Figure relates to Noise Floor, but is filter bandwidth independent.)

What is often not understood is Noise Floor is usually significantly lower than Band Noise.

An ITU graph published in the ARRL Handbook gives us a starting point to relate **band noise** to **noise floor**.

This ITU data is in a 500-Hz bandwidth, just like typical noise floor data.

Band Noise vs. Frequency from ARRL Handbook

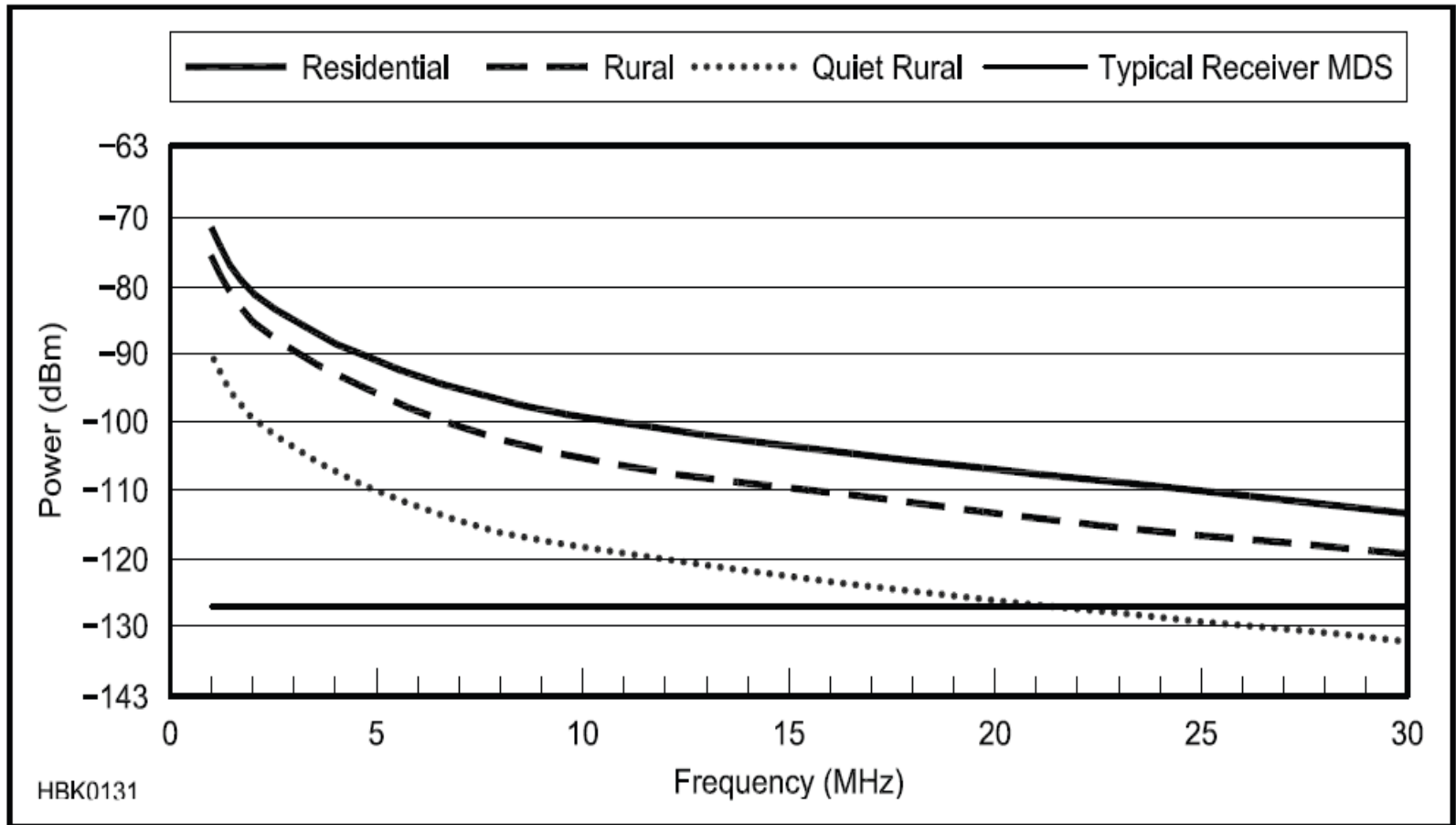


Fig 1 — Typical noise levels versus frequency for various environments. (Man-made noise in a 500-Hz bandwidth, from Rec. ITU-R P.372.7, *Radio Noise*)

Most Radios are designed for 10 meters

It is easy to assume that a -140 dBm noise floor is better than a -130 dBm noise floor.

If band noise on 20 meters is typically -110 dBm, of what value is a receiver noise floor that is 20 to 30 dB lower than band noise?

The short answer is that it isn't useful, unless we operate our receiver in an optimum way. (Use your attenuator on the lower bands.)

Two things to remember:

Band noise easily changes 10 dB depending on beam heading.

Optimally receiver noise should be 8 to 10 dB lower than band noise to have minimal effect on receiving weak signals.

How does band noise vary by band?

If we take the ITU rural data as a starting point, what is typical?

160 meters:	-87 dBm
80 meters:	-93 dBm
40 meters:	-101 dBm
20 meters:	-109 dBm
15 meters:	-114 dBm
10 meters:	-119 dBm

That's a 30+ dB difference in band noise

Measured band noise at NC0B

160 meters 8:00 AM MST:	-105 dBm	January 2014
160 meters 4:00 PM MST:	-101 dBm	160 meter CQ
160 meters 6:30 PM MST:	-91 dBm	CW Contest

ITU rural nominal value: -87 dBm

Beam Heading, October 2013	15 meters	10 meters
0 degrees beam heading:	-124 dBm	-129 dBm
30 degrees:	-124 dBm	-123 dBm
60 degrees:	-118 dBm	-120 dBm
90 degrees:	-114 dBm	-120 dBm
120 degrees:	-113 dBm	-122 dBm
150 degrees:	-114 dBm	-122 dBm

ITU rural nominal value: -114 dBm -119 dBm

Typical receiver noise floor values

- | ● Rig | Preamp OFF | Preamp ON |
|-----------|------------|-----------|
| ● Pro III | -132 dBm | -140 dBm |
| ● TS-990 | -127 dBm | -138 dBm |
| ● K3 | -130 dBm | -138 dBm |
- ITU band noise on 40 meters is around -100 dBm, while typical receiver noise floor (no preamp) is -130 dBm, or 30 dB lower !

What does all this imply?

- For most radios: Up-conversion / down-conversion
- On the lower bands, attenuation is often appropriate.
- There is no point in band noise reading upscale on your S meter.
- A preamp is rarely needed on 20 meters.
- A preamp would never be needed on 40 meters and below, assuming the transmit antenna is used on receive.

Where do these examples not apply?

- Direct sampling radios are very different
- Their overload point is much higher, and the noise floor is also much higher without a preamp
- Examples of direct sampling radios:
 - Perseus receiver (CW Skimmer)
 - Apache ANAN-100D
 - Flex 6500 or 6700

Some comparison data

Rig	Noise Floor Preamp Off / On	Noise Figure Preamp Off / On
Icom Pro III	-132 dBm / -140 dBm	12 dB / 4 dB
Elecraft K3	-130 dBm / -138 dBm	14 dB / 6 dB
Kenwood 990S	-127 dBm / -138 dBm	17 dB / 6 dB
Flex 6700	-118 dBm / -134 dBm	26 dB / 10 dB

For classic radios with normal mixers (up-conversion or down-conversion) attenuation is often helpful in potential overload conditions (contests / DX pile-ups) on 40 meters and below. Possibly even on 20 meters.

For direct sampling radios, attenuation would rarely be needed, but a preamp would be useful on 15 meters and up.

How do we chose a new transceiver?

- On most bands receivers are too sensitive.
- Make the most of the radio's dynamic range by properly using the attenuator and using the preamp only when necessary.
- Published dynamic range can be misleading, depending on how it is measured. Read the fine print, as I discussed last year.
- Look at RMDR, as this typically dominates.
- (RMDR* = Reciprocal Mixing Dynamic Range)
- [*QST April 2012 for sidebar – Bob Allison]
- **It is a numbers game today!**
- Evaluation in contest conditions is critical.
- **A lab setup can never approximate CQ WW !**

Important factors to consider

- Note: Use of the 6, 10 or 12 dB attenuator does affect the AGC threshold, so there may be a compromise between AGC and potential overload improvement.
- Contest Fatigue is a subject I have been harping on for years.
- What makes us tired in a contest beyond just the hours on the air?

Examples of Contest Fatigue Issues

- Distortion in the audio from the product detector & audio amp or DSP artifacts.
- A very fast AGC decay, though at time necessary, fills holes between words on SSB or letters on CW with noise.
- Few radios have an adjustable AGC threshold, but can use RF gain control.
- Flex 6000 series does remember AGC threshold by band (not by mode/bandwidth).

How to cope on noisy bands

- Set the AGC threshold so punching in 6 dB attenuation definitely drops the band noise.
- If the band noise is as loud as a weak but Q5 signal, this adds to fatigue.
- If your receiver has hiss or hum in your phones, consider plugging your phones into a speaker that has high-pass and low-pass filters.
- Examples: Icom SP-20, SP-23 or SP-34
- Yaesu SP-2000 or Kenwood SP-990

Transmit IMD Needs to be improved

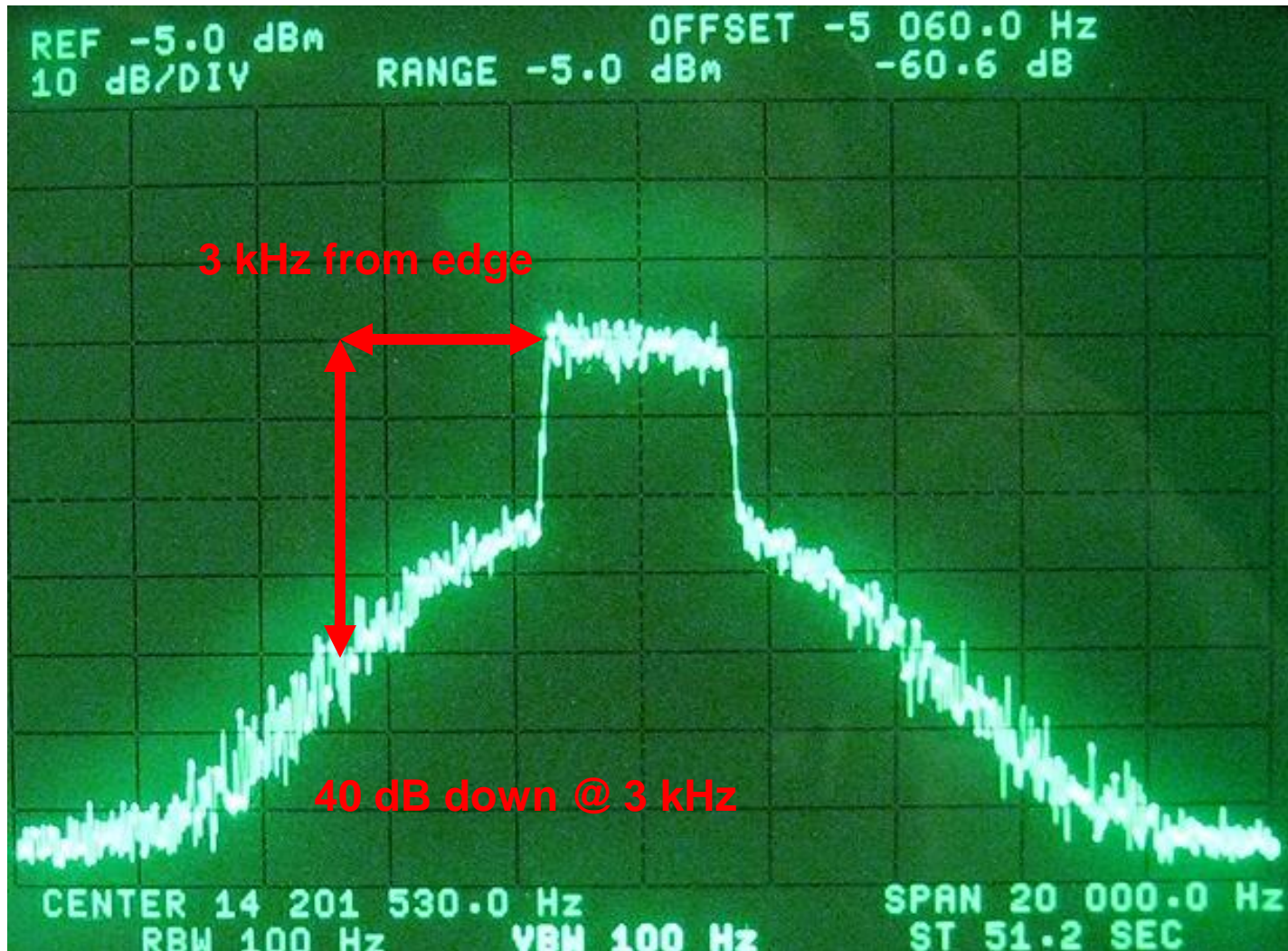
- Receivers have improved dramatically over the past 10 years, but rarely so transmitters.
- AI0L had complaints of being broad.
- Comparing rig A & amp A to rig B and amp B
- Desired sideband was S9 +15 dB
- Opposite sideband with “A” combo = S8
- Opposite sideband with “B” combo = S2
- “A” combo is current rig & solid-state amp
- “B” combo is 30 year old rig & 2x3CX800As

Transmit Intermodulation IC-7410

- White noise fed into mic jack to approximate speech using IC-7410.
- (This is a typical example, not just this rig.)
- Look at the “shoulders” of IMD close-in to the transmit passband.
- If this station is 3 kHz away and is strong, hearing a weak signal will be difficult.

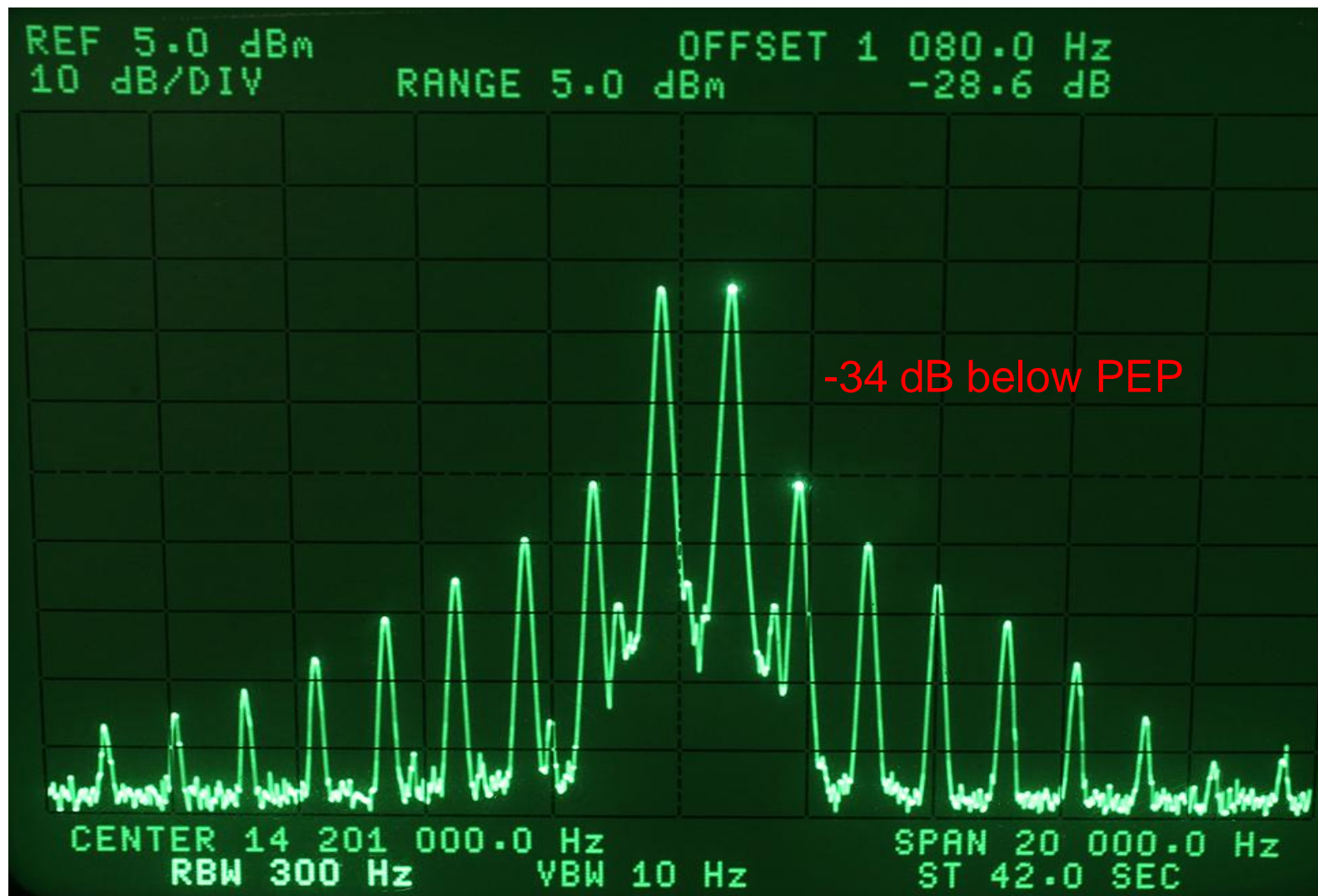
Noise source = GR 1381, 5-kHz -3 dB BW

Icom IC-7410 Class AB, White Noise



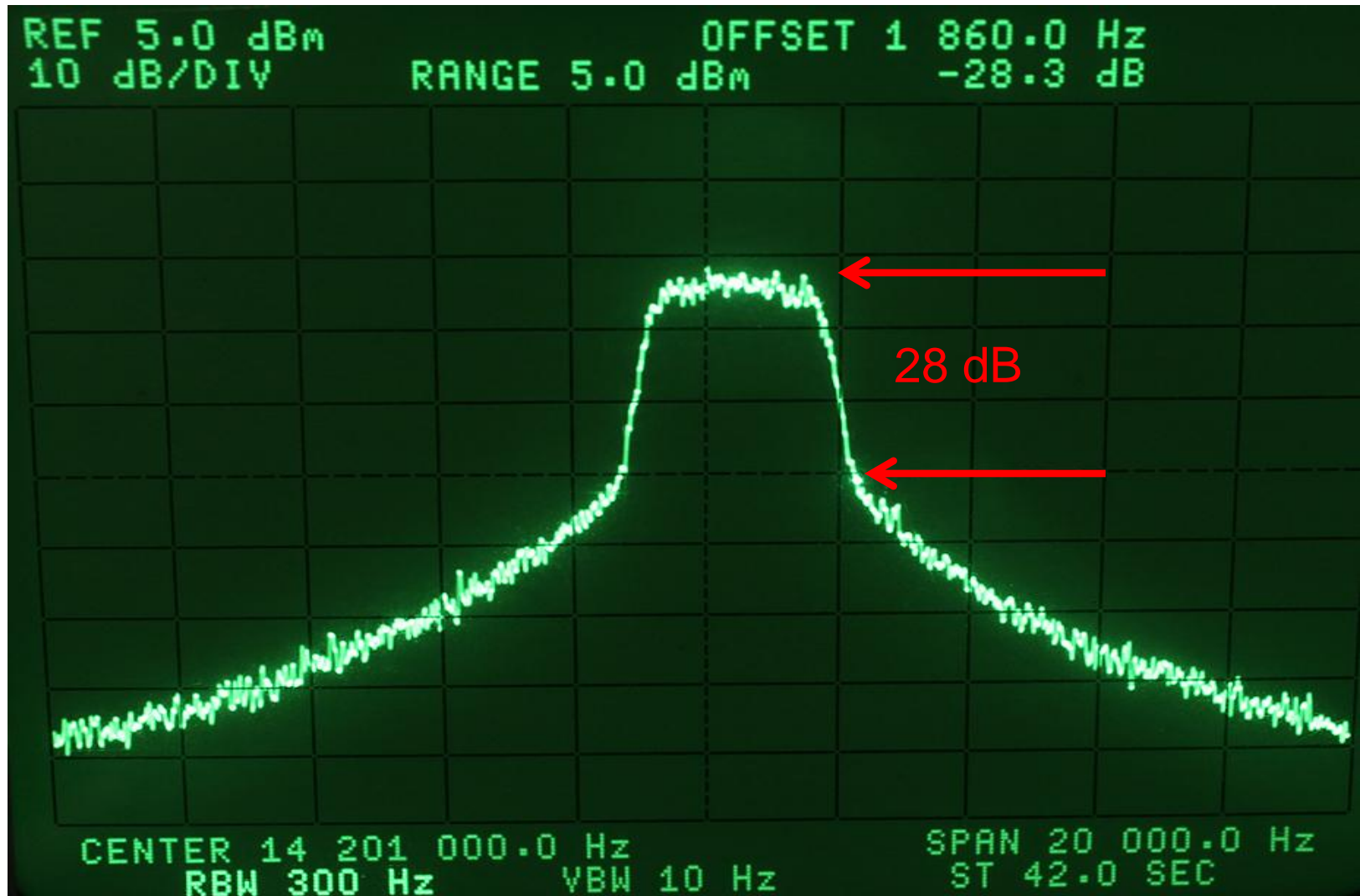
Tones are 700 Hz and 1800 Hz

Icom IC-781 Classic 2-Tone Test 3rd order -28 dB



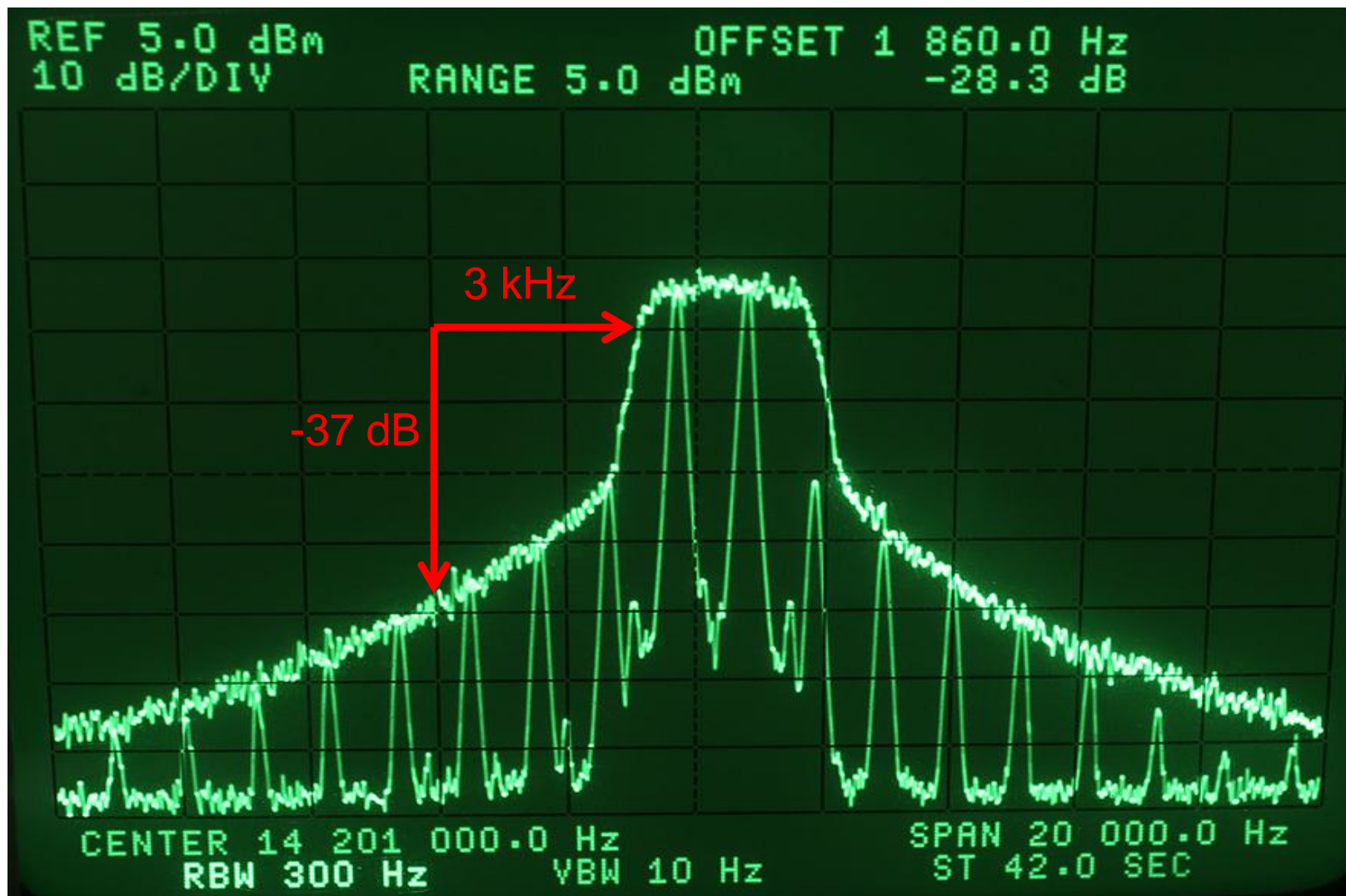
GR 1381 BW = 5 kHz @ -3 dB

IC-781 White Noise Intermodulation Occupied Bandwidth



How Wide Is Your Signal ?

Comparison 2-Tone vs. Noise Intermodulation Bandwidth

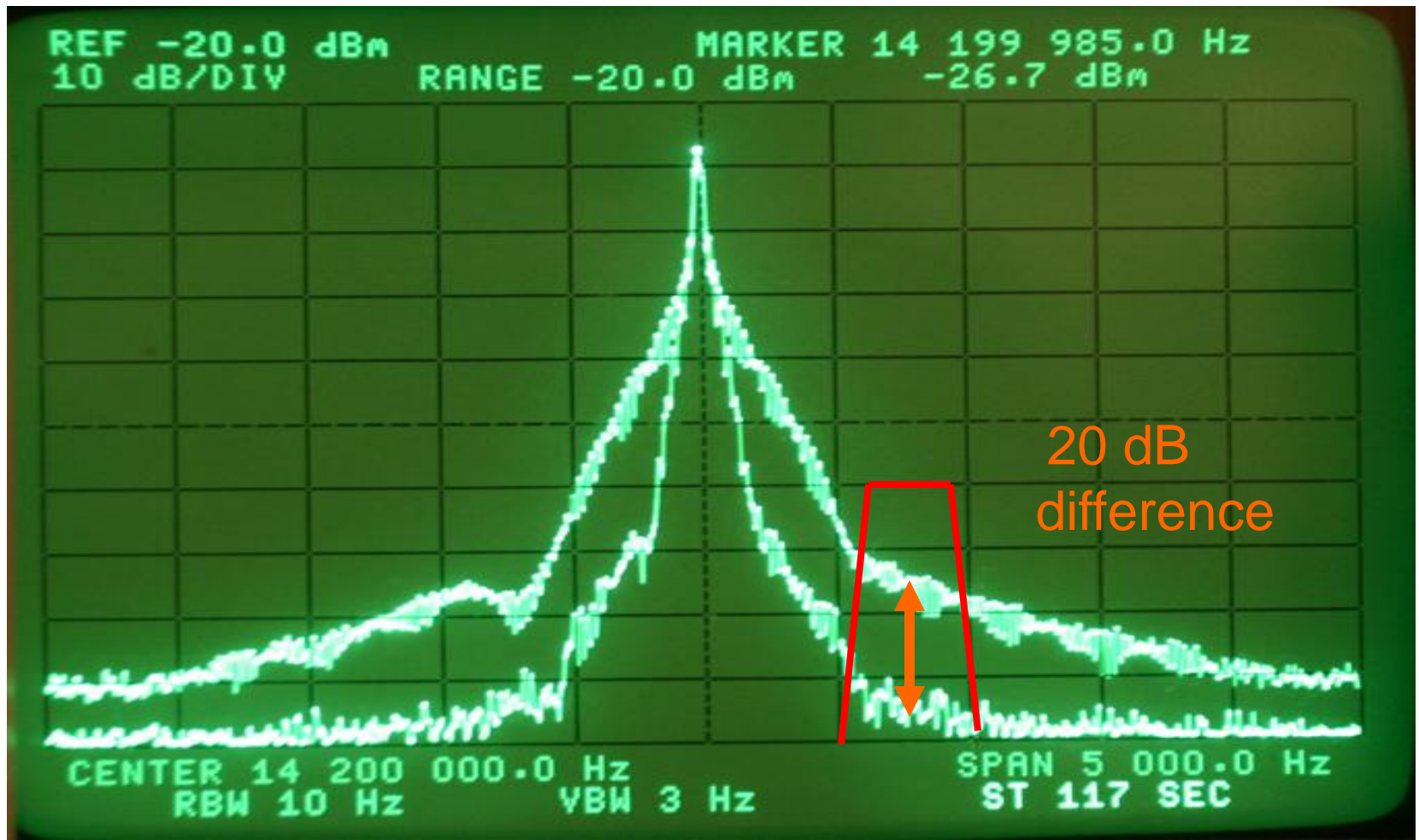


Broad signals Also Exist on CW

- The following slide shows the difference between a rise time of 3 milliseconds vs. 10 milliseconds.
- There is a 20 dB difference in the strength of the key click 700 Hz removed from the transmitting station.
- (Transmitter was a Ten-Tec Omni-VII that has a menu to adjust the rise time.)

Spectrum of CW Signal on HP 3585A Analyzer

Comparison of 3 msec vs 10 msec rise time



AGC Impulse Noise Anomaly

Most new radios since 2003 exaggerate impulse noise.

Elecraft K3, KX3 & updated Ten-Tec rigs incorporate DSP code that ignores clicks, ticks and pops.

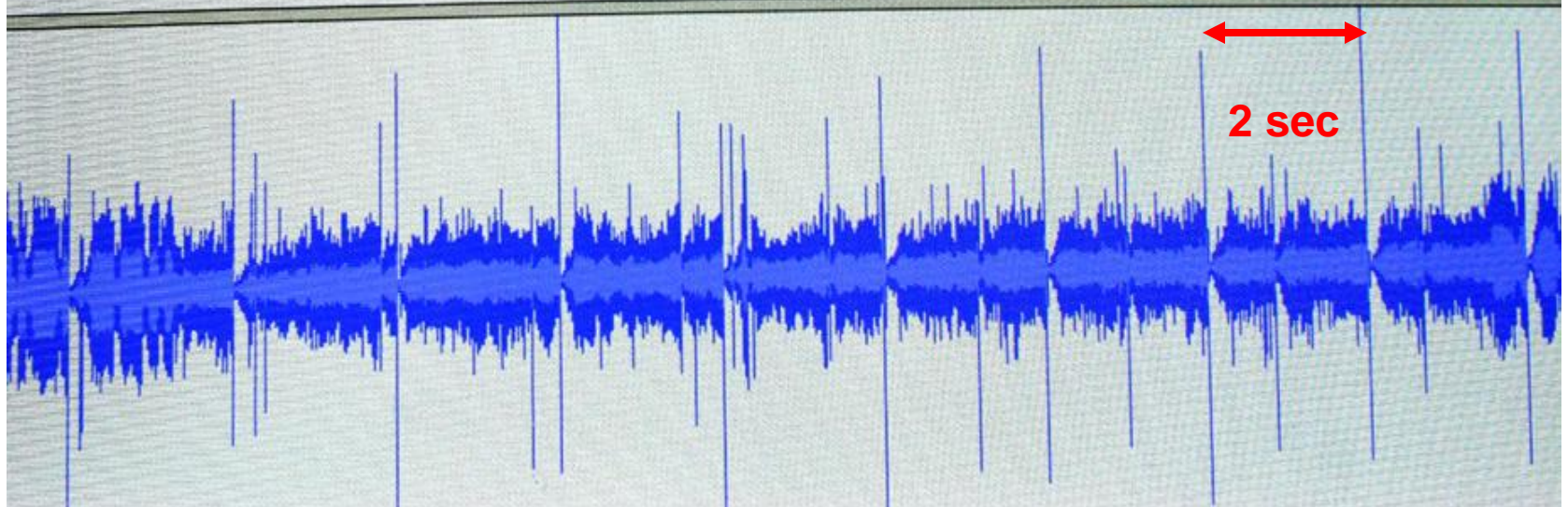
Elecraft calls it the Sherwood Test.

Omni-7 on Top - Pro III on Bottom

CW signal about 15 WPM



Electric Fence firing off every 2 seconds, 160 meters



Listen to 30 second audio clip



- Audio Icom 756 Pro III
- 160 meters, 4 PM, Dec 13, 2008
- Electric fence & CW signals
- KV4FZ calling DX station
- **Note volume level relatively constant**

Audio clip with DSP AGC problem

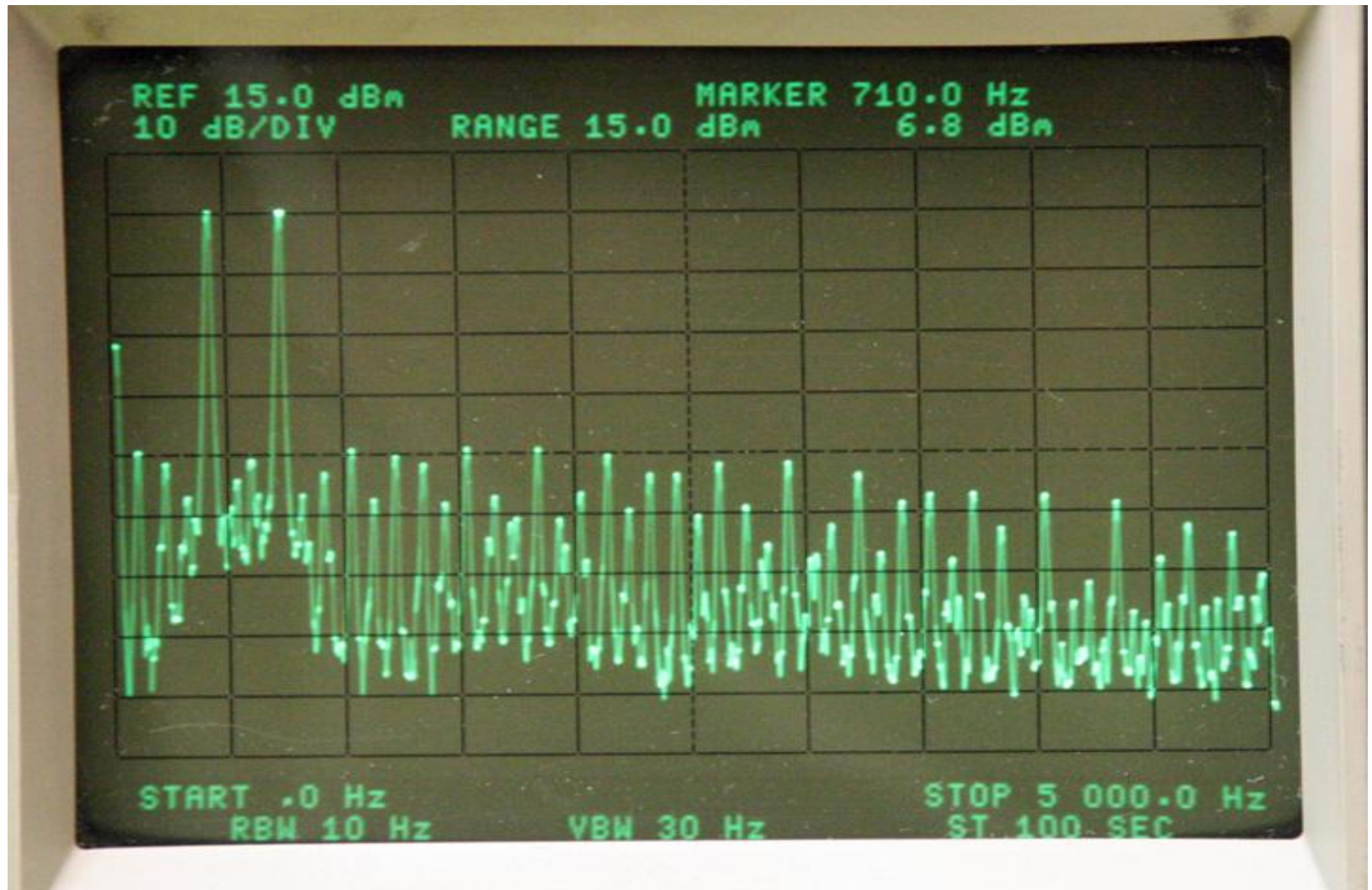
- Audio Ten-Tec Omni-VII
- 160 meters, 4 PM, Dec 13, 2008
- Electric Fence & CW signals
- Exact same signals as with Pro III
- **Note AGC being hammered by impulses**
- Other rigs with the same AGC problem:
- IC-7800, IC-7700, IC-7600 & IC-7000
- FTdx-9000, FTdx-5000, FTdx-3000
- Orion II & T-T Eagle now fixed.

Contest Fatigue from audio artifacts

- In the “good old days”, a pair of 6V6s in push pull were common. Audio was smooth and pleasant.
- Often today receive audio is an afterthought.
- The rig manufacturers need to be concerned about the noise and distortion beyond the 300 to 3000 Hz bandwidth. Our ears hear much more than 2700 Hz of bandwidth.

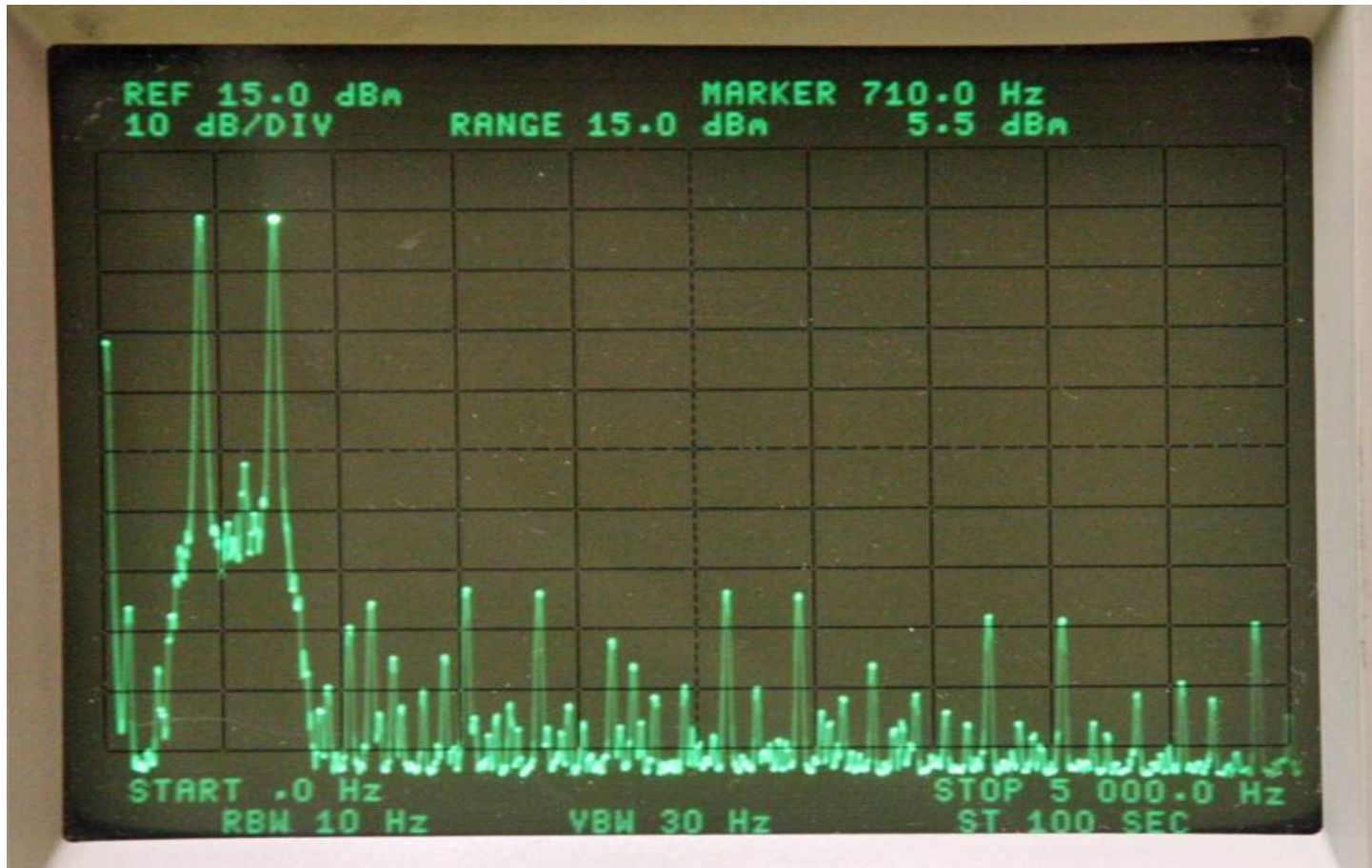
Factory Confirms K3 Audio Problem

Screen shot from Elecraft Lab Fall 2008



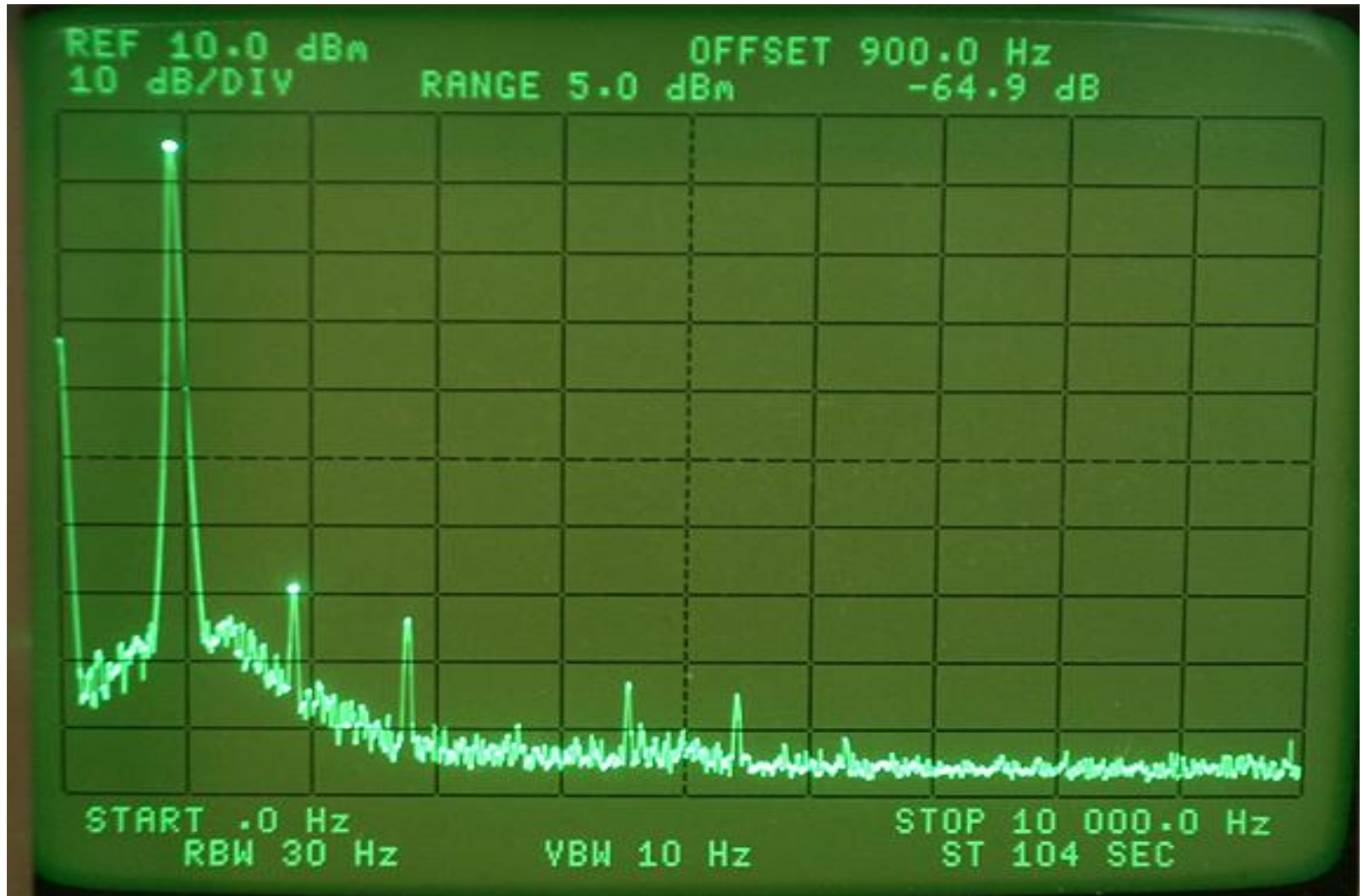
Factory Addresses K3 Audio Problem

K3 After New Choke Installed



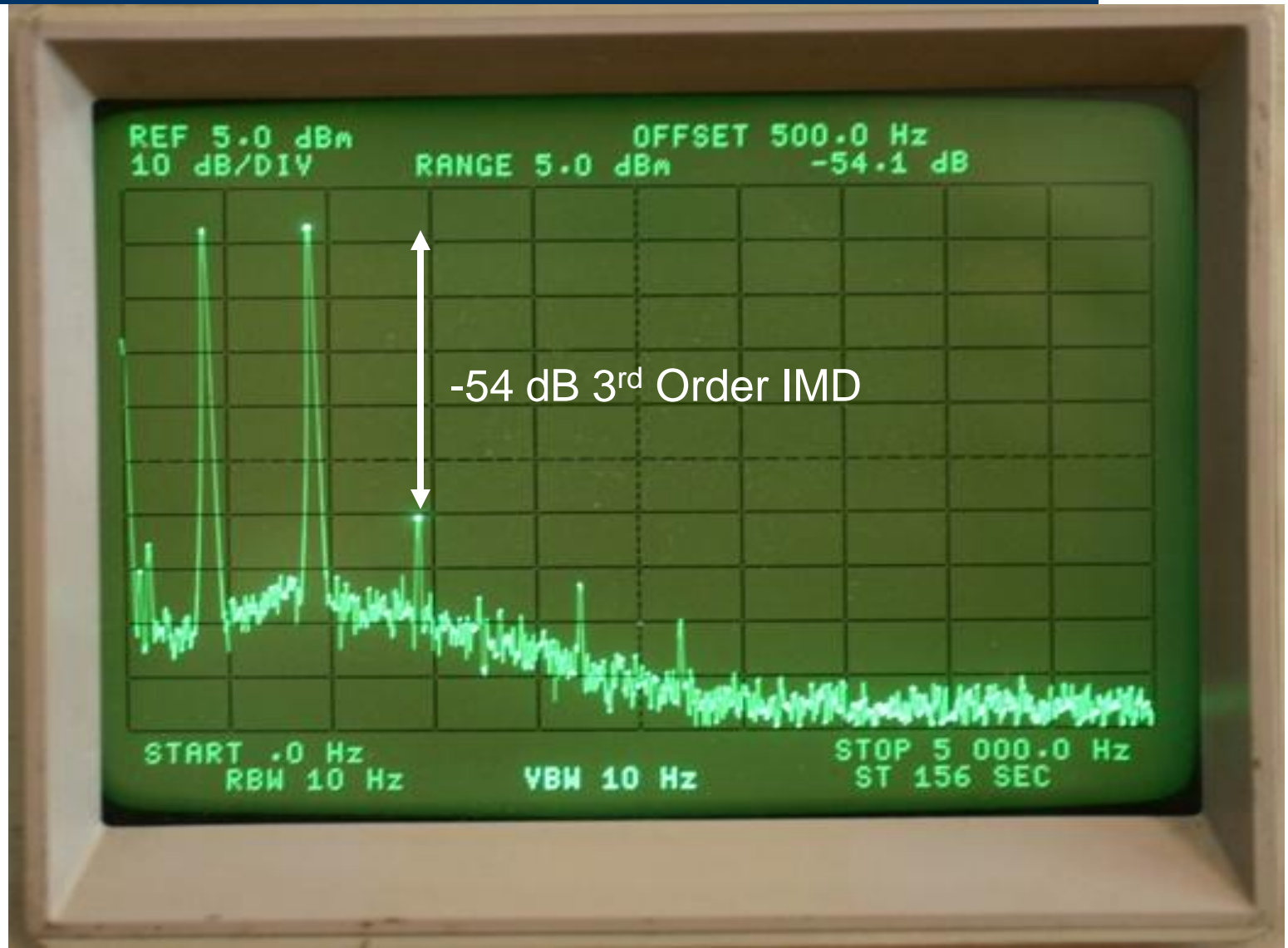
0.1 % distortion

Icom 756 Pro III Harmonic Distortion



< 0.3 % distortion

Icom 756 Pro III in-band IMD Distortion



Choices today on rig selection

- We have rigs from \$1000 to \$18,000 for sale.
- Many do well in contest conditions.
- It is hard to evaluate on-air performance from some of the published data.
- Many aspects of a radio affect contest scores
- In the end, hopefully you enjoy using your rig on the air !

<http://www.NC0B.com>



<http://www.sherwood-engineering.com>

Videos from past CTU presentations

CTU 2013

http://www.contestuniversity.com/main/page_videos.html

CTU 2011

<http://www.pvrc.org/webinar/radioperformance.wmv>